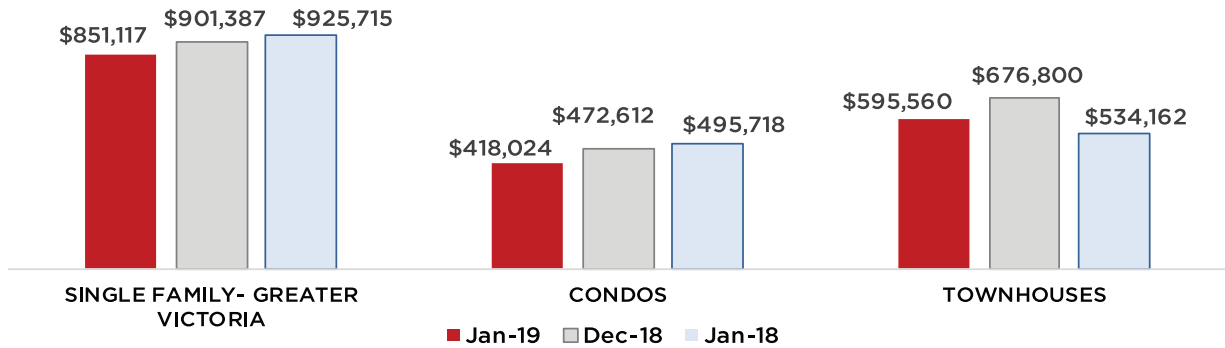


# VICTORIA MONTHLY REAL ESTATE MARKET STATISTICS

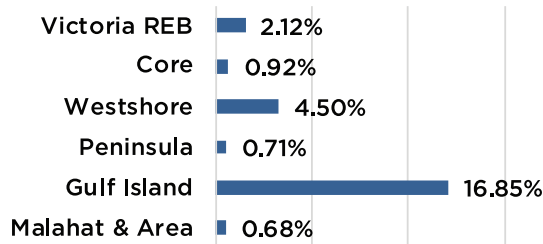
## JANUARY 2019



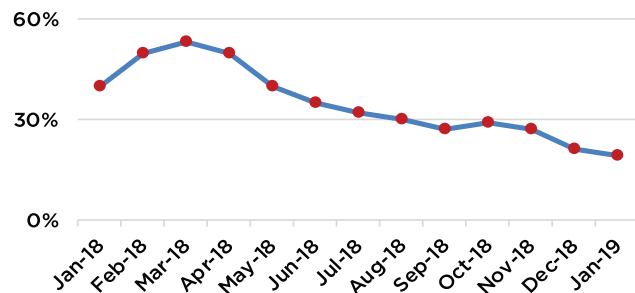
### AVERAGE SALE PRICE



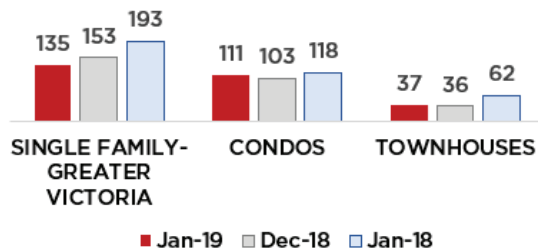
### HOME PRICE INDEX



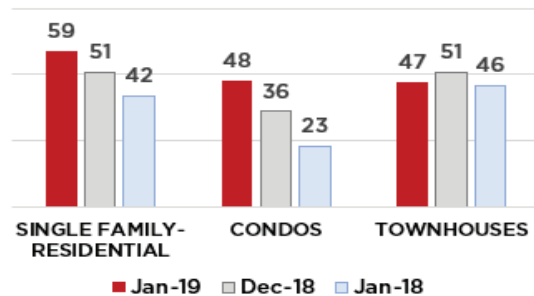
### SALES TO ACTIVE LISTINGS RATIO



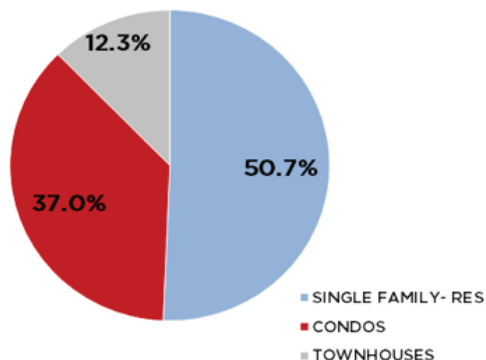
### UNITS SOLD



### DAYS TO SELL\*



### MONTHLY SALES SUMMARY\*



REGION DISTRICT	UNITS		
Victoria	17	45	5
Victoria West	1	4	1
Oak Bay	8	4	0
Esquimalt	5	1	1
View Royal	4	2	2
Saanich East	22	16	3
Saanich West	12	7	4
Central Saanich	5	1	2
North Saanich	5	1	1
Sidney	3	8	2
Highlands	2	0	0
Colwood	5	1	0
Langford	28	18	9
Metchosin	0	0	0
Sooke	16	0	4
Waterfront (all districts)	2	2	3
Total Other Areas	17	1	0
<b>TOTAL</b>	<b>152</b>	<b>111</b>	<b>37</b>

4440 Chatterton Way, Victoria, BC V8X 5J2  
 phone 250.744.3301  
 www.remaxcamosun.com

\* Data includes all other areas  
 This representation is based in whole or in part on data generated by the Victoria Real Estate Board which assumes no responsibility for its accuracy.