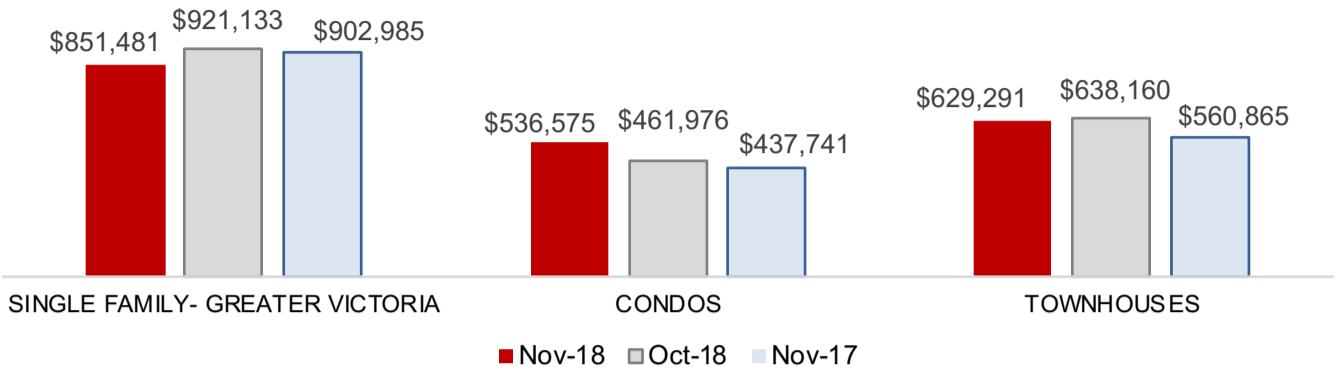


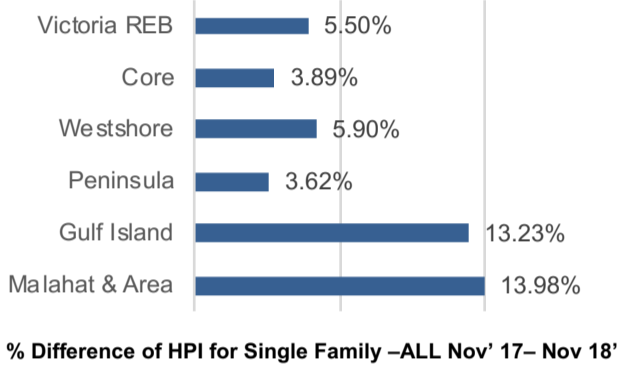
NOVEMBER 2018 MARKET STATS

VICTORIA MONTHLY REAL ESTATE MARKET STATISTICS

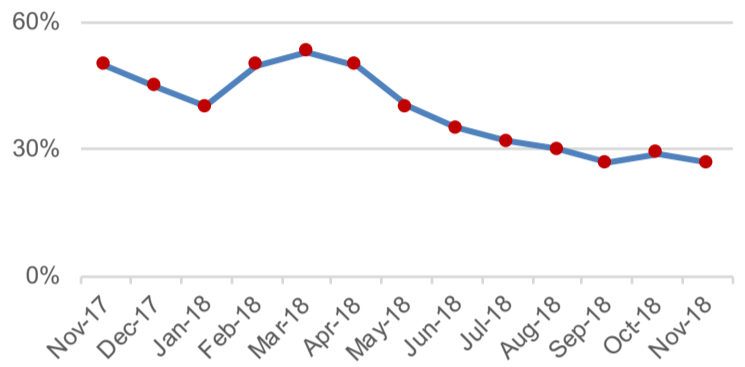
AVERAGE SALE PRICE



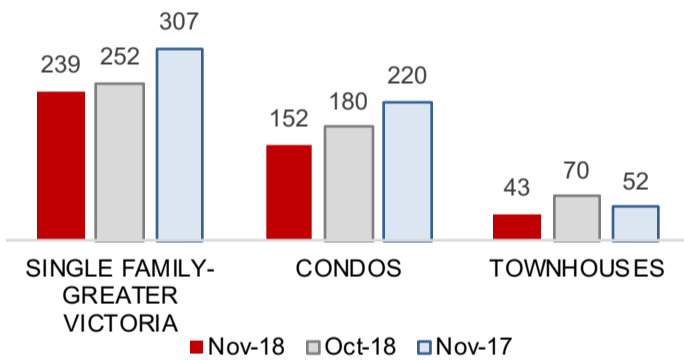
HOME PRICE INDEX



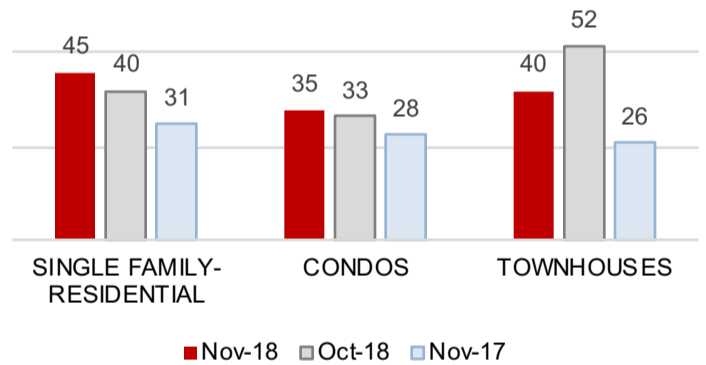
SALES TO ACTIVE LISTINGS RATIO*



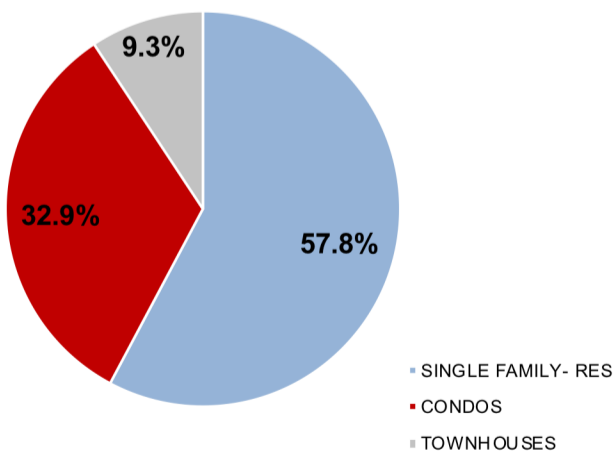
UNITS SOLD



DAYS TO SELL*



MONTHLY SALES SUMMARY*



REGION DISTRICT	UNITS		
Victoria	25	53	6
Victoria West	1	14	1
Oak Bay	10	1	0
Esquimalt	8	4	0
View Royal	9	3	3
Saanich East	39	16	12
Saanich West	20	6	4
Central Saanich	17	6	3
North Saanich	6	0	0
Sidney	11	9	2
Highlands	0	0	0
Colwood	12	2	3
Langford	47	26	6
Metchosin	1	0	0
Sooke	21	0	2
Waterfront (all districts)	12	11	1
Total Other Areas	28	1	0
Total	267	152	43

4440 Chatterton Way, Victoria, BC V8X 5J2
 phone 250.744.3301
 website www.remax-camosun-victoria-bc.com

*Data include all other areas

"This representation is based in whole or in part on data generated by the Victoria Real Estate Board which assumes no reliability for its accuracy"