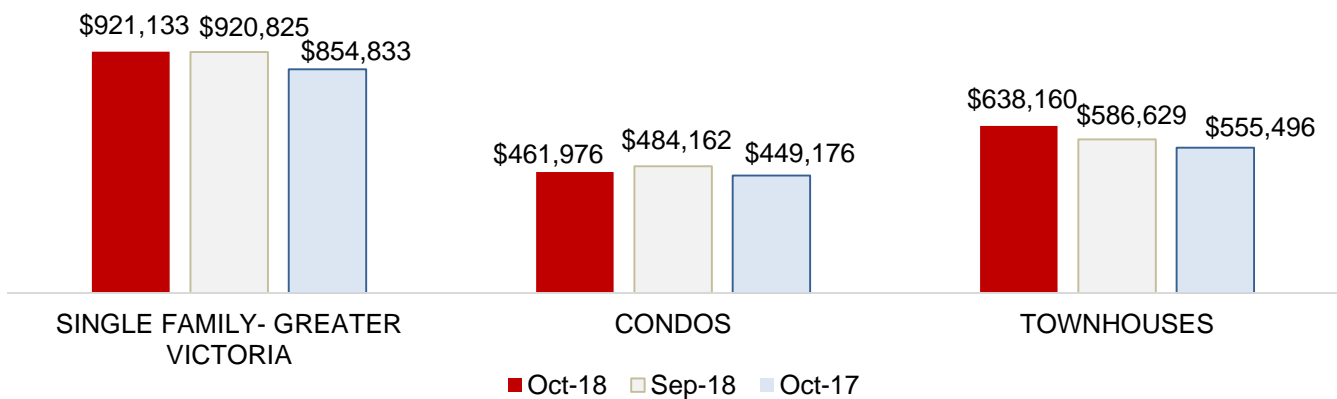


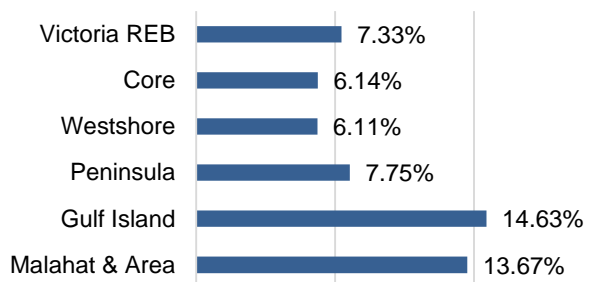
OCTOBER 2018 MARKET STATS

VICTORIA MONTHLY REAL ESTATE MARKET STATISTICS

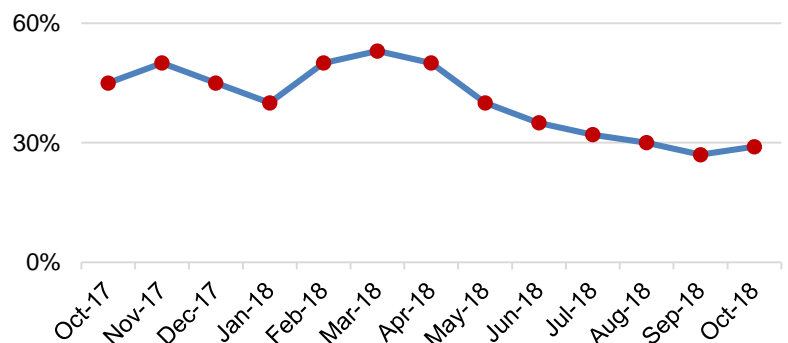
AVERAGE SALE PRICE



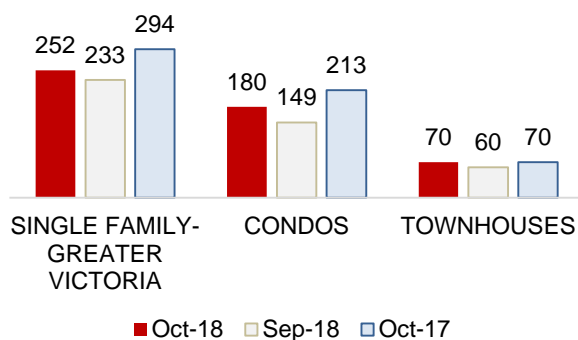
HOME PRICE INDEX



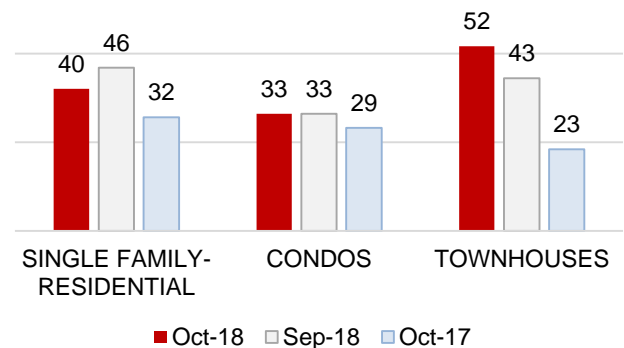
SALES TO ACTIVE LISTINGS RATIO*



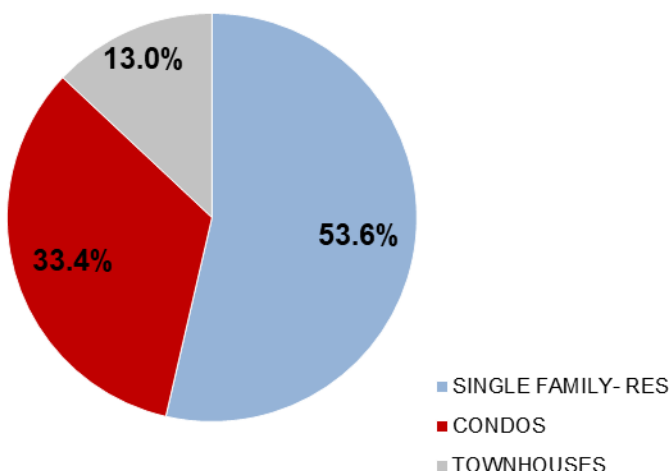
UNITS SOLD



DAYS TO SELL*



MONTHLY SALES SUMMARY*



REGION DISTRICT	UNITS		
Victoria	33	63	10
Victoria West	1	18	1
Oak Bay	16	2	1
Esquimalt	6	9	6
View Royal	11	3	3
Saanich East	47	22	8
Saanich West	19	10	2
Central Saanich	16	2	3
North Saanich	8	1	0
Sidney	10	11	5
Highlands	1	0	0
Colwood	12	2	3
Langford	37	25	13
Metchosin	3	0	0
Sooke	21	0	5
Waterfront (all districts)	11	10	7
Total Other Areas	37	2	3
	289	180	70

4440 Chatterton Way, Victoria, BC V8X 5J2
 phone 250.744.3301
 website www.remax-camosun-victoria-bc.com

*Data include all other areas

"This representation is based in whole or in part on data generated by the Victoria Real Estate Board which assumes no reliability for its accuracy"